


The Ultimate Guide to Following Footprints and Finding Animals

The first step to following footprints is to find an area where animals are likely to be. This could be a forest, a field, or even your own backyard. Once you've found an area, start looking for footprints.

Footprints can be found in a variety of places, including:

- On the ground
- In the snow
- In the mud
- In the sand

Once you've found a footprint, take a close look at it. Pay attention to the size, shape, and depth of the print. This information can help you identify the animal that made the print.



Practical Tracking: A Guide to Following Footprints and Finding Animals by Louis Liebenberg

★★★★☆ 4.7 out of 5

Language : English

File size : 36287 KB

Text-to-Speech : Enabled

Screen Reader : Supported

Print length : 353 pages

FREE

DOWNLOAD E-BOOK



There are a few key features to look for when identifying footprints:

- **Size:** The size of the print can give you a general idea of the size of the animal.
- **Shape:** The shape of the print can help you identify the type of animal. For example, deer have hooves, while bears have paws.
- **Depth:** The depth of the print can tell you how heavy the animal is.
- **Gait:** The gait of the animal can also be identified by its footprints. For example, deer walk with a prancing gait, while bears walk with a lumbering gait.

With a little practice, you'll be able to identify the footprints of most of the animals in your area.

Once you've identified a footprint, you can start following it. When following footprints, it's important to be patient and observant. Don't rush, and take your time to look for clues.

As you follow the footprints, pay attention to the following:


- **The direction of the tracks:** This can tell you which way the animal is traveling.
- **The spacing of the tracks:** This can tell you how fast the animal is moving.
- **The depth of the tracks:** This can tell you how heavy the animal is.
- **The age of the tracks:** This can tell you how long ago the animal passed by.

By following these clues, you can learn a lot about the animal you're tracking.

Once you've followed the footprints for a while, you may eventually find the animal that made them. However, it's important to remember that animals are wild creatures, and they can be dangerous. If you encounter an animal, give it plenty of space and do not approach it.

If you're lucky, you may be able to observe the animal from a distance. This is a great opportunity to learn more about the animal's behavior and habits.

Following footprints and finding animals is a great way to learn about the natural world. With a little practice, you can learn to identify footprints, follow tracks, and find animals in the wild. So what are you waiting for? Get started today!



Practical Tracking: A Guide to Following Footprints and Finding Animals by Louis Liebenberg

★★★★☆ 4.7 out of 5

Language : English

File size : 36287 KB

Text-to-Speech: Enabled

Screen Reader: Supported

Print length : 353 pages

FREE

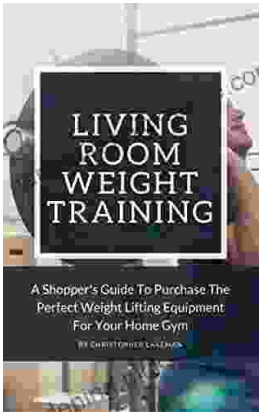
DOWNLOAD E-BOOK





A Comprehensive Guide for Budding Inventors and Backyard Builders: Unleashing Your Creativity and Innovation

For those with a restless mind and a passion for creation, the world of inventing and backyard building offers endless possibilities. Whether you're a budding inventor with...



The Ultimate Shopper's Guide to Purchasing Weight Lifting Equipment for Your Home Gym

Are you looking to build your own home gym but don't know where to start? This comprehensive guide will provide you with all the information you...